

1st FORM

BOOKLET



El objetivo del presente cuadernillo es que las familias tengan material para que sus hijos hagan un repaso antes de comenzar las clases. Con esto buscamos disminuir los efectos de la curva del olvido y ayudar a nuestros alumnos a que tengan un buen año lectivo.

El mismo debe ser realizado durante el mes de febrero, dos semanas antes de empezar las clases.

HI! 😊



I'M YOUR BOOKLET AND TOGETHER WE ARE GOING TO GET READY FOR NEXT YEAR!!! THE TIPS BELOW WILL HELP US!

TIPS:

- @ FIND A NICE PLACE TO WORK.
- @ START TWO WEEKS BEFORE THE FIRST DAY OF SCHOOL.
- @ DO THE ACTIVITIES LITTLE BY LITTLE: AROUND ONE PAGE A DAY.
- @ PAY ATTENTION TO INSTRUCTIONS.
- @ CHECK ALL THE ACTIVITIES ARE COMPLETE.

LET'S HAVE FUN!!!





1-LOOK AND WRITE THE WEATHER WORDS

RAINY SUNNY WINDY HOT COLD

1. TODAY IS A _____ DAY.



2. TODAY IS A _____ DAY.



3. TODAY IS A _____ DAY.



4. TODAY IS A _____ DAY.



5. TODAY IS A _____ DAY.

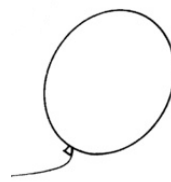
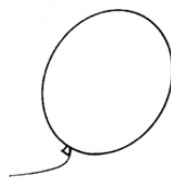
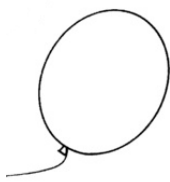
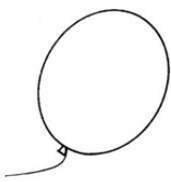


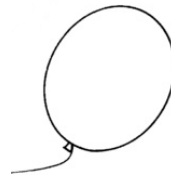
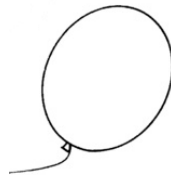
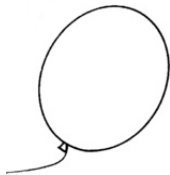
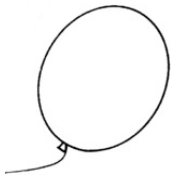


2-FIND THE COLOURS


	B			Y		O
	L	G		E		R
P	U	R	P	L	E	A
I	E	E		L		N
N	R	E	D	O		G
K		N		W		E
	B	L	A	C	K	


3-WRITE THE WORDS. COLOUR THE BALLOONS.





4-WRITE THE NAMES OF THE ANIMALS
























5- FIND AND CIRCLE THE ANIMALS


FISH HORSE CAT RABBIT HEN MOUSE
TORTOISE COW DUCK DOG PIG HAMSTER





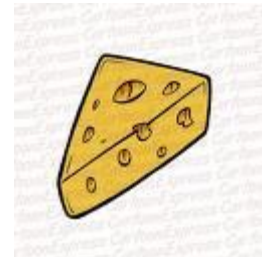

M	O	U	S	E	K	K	T	K	K	K	K	K	K	K	D
K	K	C	K	K	K	K	O	K	K	H	O	R	S	E	O
D	K	O	K	K	R	K	R	K	K	K	K	K	K	K	G
U	K	W	H	K	A	K	T	H	A	M	S	T	E	R	K
C	K	K	E	K	B	K	O	K	K	K	K	K	K	K	K
K	K	K	N	K	B	K	I	K	K	P	K	K	K	K	K
K	K	K	K	K	I	K	S	K	K	I	K	K	C	A	T
F	I	S	H	K	T	K	E	K	K	G	K	K	K	K	K

ELEPHANT CAMEL ZEBRA LION TIGER
KANGAROO MONKEY GIRAFFE GORILLA

Z	E	B	R	A	K	K	K	K	K	K	K	K	K	K	K
K	K	K	K	K	K	T	I	G	E	R	K	K	K	K	C
L	K	M	O	N	K	E	Y	G	O	R	I	L	L	A	A
I	K	K	K	K	E	L	E	P	H	A	N	T	K	K	M
O	K	K	K	K	K	K	K	K	K	K	K	K	K	K	E
N	K	K	A	N	G	A	R	O	O	K	K	K	K	K	L
K	K	K	K	K	K	K	K	K	G	I	R	A	F	F	E

6- LOOK AND DRAW A FACE

	
I LIKE THIS	I DON'T LIKE THIS






7- COUNT AND WRITE THE NUMBER WORD

ONE TWO THREE FOUR FIVE

SIX SEVEN EIGHT NINE TEN



_____ BOOKS



_____ MARKERS



_____ DESKS



_____ TABLE



_____ PENCILS



_____ CHAIRS



8- COUNT AND WRITE THE NUMBERS

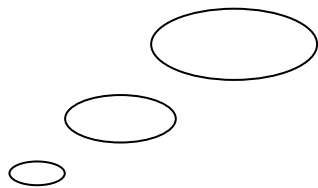
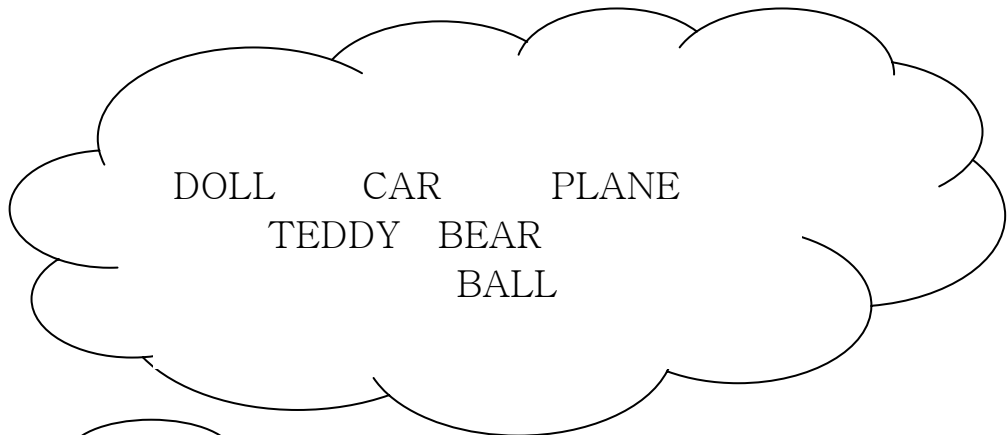


1 HOW MANY PENCILS CAN YOU SEE? _____

2 HOW MANY CHAIRS CAN YOU SEE? _____

3 HOW MANY BOOKS CAN YOU SEE? _____

9- WRITE THE WORDS



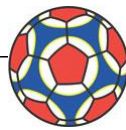
1- THIS IS A _____



2- THIS IS A _____



3- THIS IS A _____



4- THIS IS A _____



5 -THIS IS A _____




10- FIND AND CIRCLE THE WORDS

EARS	EYES	FACE	FINGER	HAIR
HANDS	HEAD	LEG	MOUTH	NOSE
	THUMB	TOES	SHOULDERS	

H	A	I	R	X	X	X	X	X	X	X	X	X
A	X	X	X	X	H	X	X	T	H	U	M	B
N	X	X	X	X	E	X	X	O	X	X	O	X
D	X	X	X	X	A	X	X	E	X	X	U	X
S	H	O	U	L	D	E	R	S	X	X	T	X
X	X	X	X	E	X	A	X	X	X	X	H	X
X	F	I	N	G	E	R	X	X	X	X	X	X
X	A	S	O	X	X	S	X	X	X	X	X	X
X	C	X	S	X	X	X	X	X	X	X	X	X
X	E	Y	E	S	X	X	X	X	X	X	X	X

11- WRITE *IN* , *ON* OR *UNDER*



1. THE BIKE IS _____ THE PLANE.
2. THE SKATE IS _____ THE TOY BOX.
3. THE BALL IS _____ THE BIKE.
4. THE DOLL IS _____ THE BLOCKS.
5. THE BLOCKS ARE _____ THE DOLL.





12- READ AND CIRCLE

1. THE BALL IS IN THE BOX.



2. THE CARS ARE UNDER THE TABLE.



3. THE KITE IS ON THE CHAIR.



4. THE BIKE IS UNDER THE DESK.



5. THE DOLL IS IN THE HOUSE.



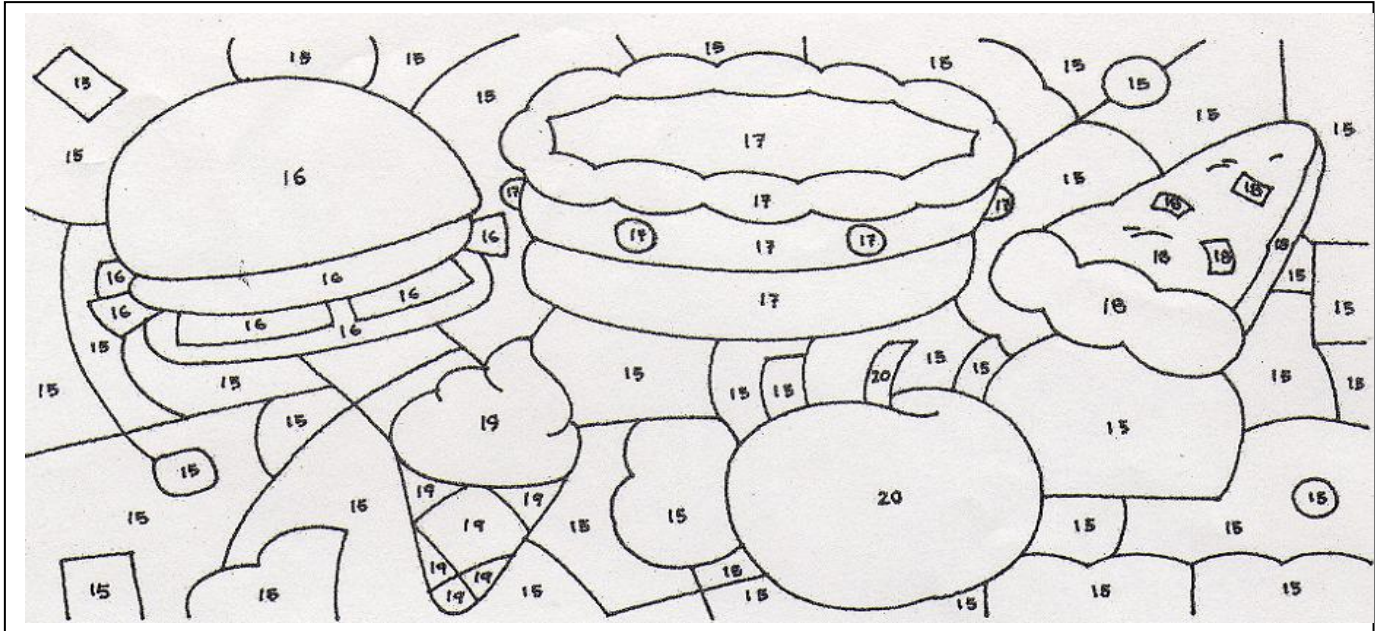
6. THE BOAT IS ON THE TV.





13- COLOUR THE PICTURE

FIFTEEN= BLUE SIXTEEN= BROWN SEVENTEEN= PURPLE
EIGHTEEN= RED NINETEEN= PINK TWENTY= GREEN




COMPLETE

BROWN PINK RED PURPLE


1. THE PIZZA IS _____.
2. THE ICE CREAM IS _____.
3. THE CAKE IS _____.
4. THE HAMBURGER IS _____.

14- COUNT AND COMPLETE

1. THERE ARE _____ TOMATOES.
2. THERE ARE _____ BANANAS.
3. THERE ARE _____ COOKIES.




15- WRITE THE NAMES OF THE PARTS OF THE BODY



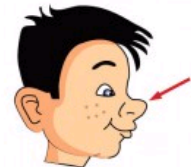
1. _____



2. _____




3. _____



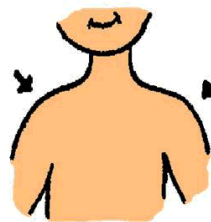
4. _____



5. _____




6. _____



7. _____



8. _____



9. _____

10. _____

11. _____

12. _____





1ST FORM BOOKLET (KEY) (**RESPUESTAS**)

EXERCISE 1

1. TODAY IS A **SUNNY** DAY.



2. TODAY IS A **RAINY** DAY.



3. TODAY IS A **WINDY** DAY.



4. TODAY IS A **HOT** DAY.




5. TODAY IS A **COLD** DAY.







EXERCISE 2




EXERCISE 3




RED




GREEN



BLUE



YELLOW




ORANGE



BLACK




PINK



PURPLE

EXERCISE 4



RHINO



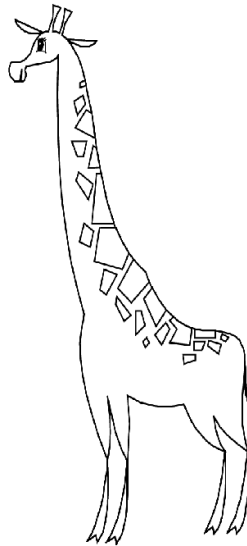
CROCODILE




MONKEY



TIGER



GIRAFFE




ELEPHANT



LION



HIPPO



KANGAROO


EXERCISE 5

M	O	U	S	E	K	K	T	K	K	K	K	K	K	D	
K	K	C	K	K	K	K	O	K	K	H	O	R	S	E	O
D	K	O	K	K	R	K	R	K	K	K	K	K	K	K	G
U	K	W	H	K	A	K	T	H	A	M	S	T	E	R	K
C	K	K	E	K	B	K	O	K	K	K	K	K	K	K	K
K	K	K	N	K	B	K	I	K	K	P	K	K	K	K	K
K	K	K	K	K	I	K	S	K	K	I	K	K	C	A	T
F	I	S	H	K	T	K	E	K	K	G	K	K	K	K	K

Z	E	B	R	A	K	K	K	K	K	K	K	K	K	K	K	
K	K	K	K	K	K	T	I	G	E	R	K	K	K	K	C	
L	K	M	O	N	K	E	Y	G	O	R	I	L	L	A	A	
I	K	K	K	K	E	L	E	P	H	A	N	T	K	K	M	
O	K	K	K	K	K	K	K	K	K	K	K	K	K	K	E	
N	K	K	A	N	G	A	R	O	O	K	K	K	K	K	L	
K	K	K	K	K	K	K	K	K	K	G	I	R	A	F	F	E

EXERCISE 6 (Respuesta abierta)

EXERCISE 7



THREE BOOKS



FOUR MARKERS



TWO DESKS



ONE TABLE



TEN PENCILS



FIVE CHAIRS



EXERCISE 8



1 HOW MANY PENCILS CAN YOU SEE? **4**

2 HOW MANY CHAIRS CAN YOU SEE? **3**

3 HOW MANY BOOKS CAN YOU SEE? **9**

EXERCISE 9

1-THIS IS A **CAR**

2-THIS IS A **DOLL**

3-THIS IS A **BALL**


4-THIS IS A **TEDDY BEAR**

5 -THIS IS A **PLANE**

EXERCISE 10

H	A	I	R	X	X	X	X	X	X	X	X	X
A	X	X	X	X	H	X	X	T	H	U	M	B
N	X	X	X	X	E	X	X	O	X	X	O	X
D	X	X	X	X	A	X	X	E	X	X	U	X
S	H	O	U	L	D	E	R	S	X	X	T	X
X	X	X	X	E	X	A	X	X	X	X	H	X
X	F	I	N	G	E	R	X	X	X	X	X	X
X	A	X	O	X	X	S	X	X	X	X	X	X
X	C	X	S	X	X	X	X	X	X	X	X	X
X	E	Y	E	S	X	X	X	X	X	X	X	X

EXERCISE 11





1. THE BIKE IS **UNDER** THE PLANE.
2. THE SKATE IS **IN** THE TOY BOX.
3. THE BALL IS **ON** THE BIKE.
4. THE DOLL IS **ON** THE BLOCKS.
5. THE BLOCKS ARE **UNDER** THE DOLL.

EXERCISE 12


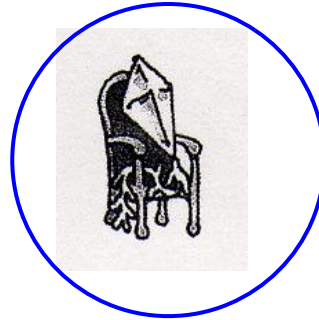
1. THE BALL IS IN THE BOX.



2. THE CARS ARE UNDER THE TABLE.




3. THE KITE IS ON THE CHAIR.



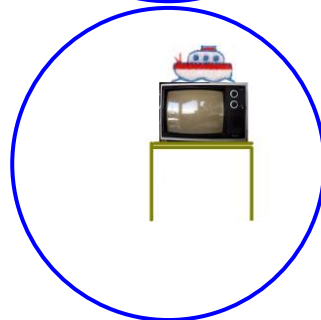
4. THE BIKE IS UNDER THE DESK.



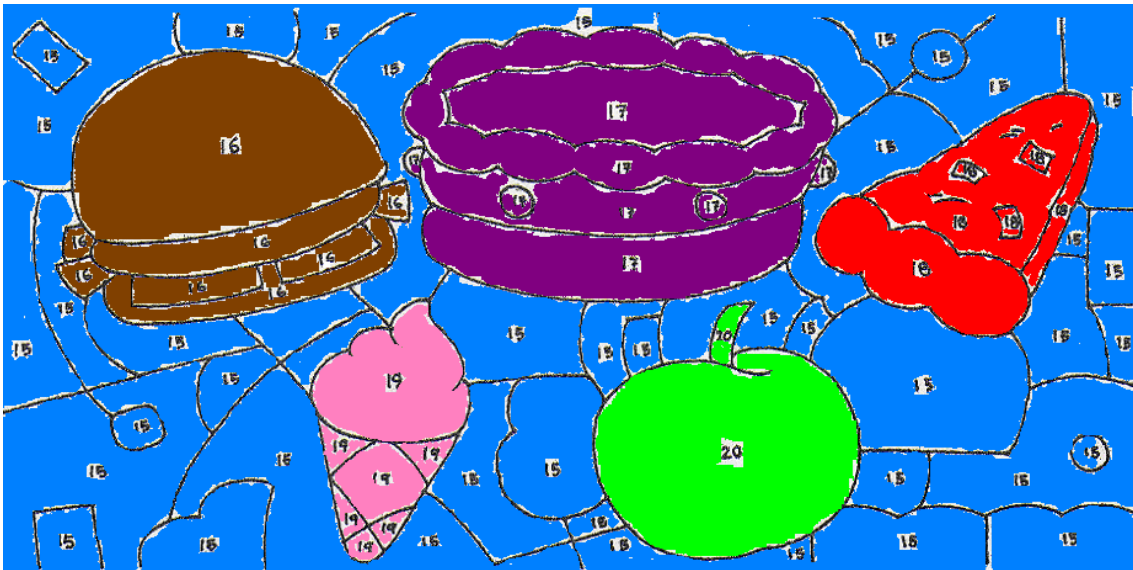
5. THE DOLL IS IN THE HOUSE.



6. THE BOAT IS ON THE TV.



EXERCISE 13



1. THE PIZZA IS **RED**.
2. THE ICE CREAM IS **PINK**.
3. THE CAKE IS **PURPLE**.
4. THE HAMBURGER IS **BROWN**.

EXERCISE 14

1. THERE ARE **20** TOMATOES.
2. THERE ARE **18** BANANAS.
3. THERE ARE **16** COOKIES.


EXERCISE 15



1. **LEG**



2. **FACE**




3. **EYES**



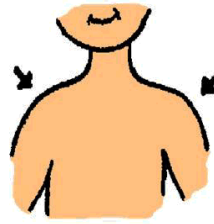
4. **NOSE**



5. **THUMB**



6. **EARS**



7. **SHOULDERS**



8. **TOES**




9. **MOUTH**



10. **HEAD**



11. **HAND**



12. **HAIR**